

# National Joint Registry Consultant Level Report Tarique Parwez as of 22.01.2020



Consultant Level Report for:

**Tarique Parwez**  
GMC Number: 4465261  
NJR Number: 946

For the Period to 31 March 2019

## 12 month activity: for the period 1 Apr 2018 – 31 Mar 2019

Organisation Type	Unit	Hip	Knee	Ankle	Elbow	Shoulder	Total	% of activity
Independent Sector	Emersons Green NHS Treatment Centre	27	11	0	0	0	38	23%
NHS	Luton and Dunstable Hospital	55	69	0	0	0	124	77%
<b>Total</b>		<b>82</b>	<b>80</b>	<b>0</b>	<b>0</b>	<b>0</b>	<b>162</b>	

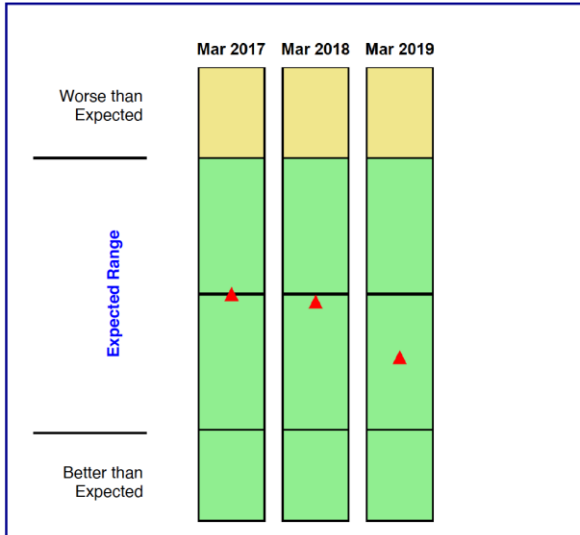
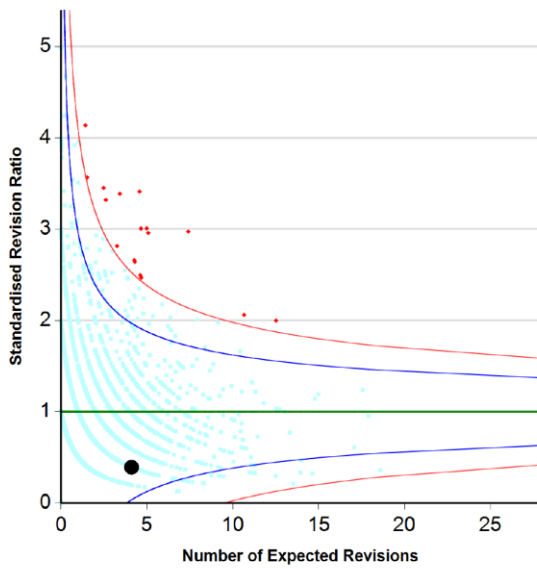
## 36 month activity: for the period 1 Apr 2016 – 31 Mar 2019

Organisation Type	Unit	Hip	Knee	Ankle	Elbow	Shoulder	Total	% of activity
Independent Sector	Emersons Green NHS Treatment Centre	94	153	0	0	0	247	46%
NHS	Luton and Dunstable Hospital	128	163	0	0	0	291	54%
<b>Total</b>		<b>222</b>	<b>316</b>	<b>0</b>	<b>0</b>	<b>0</b>	<b>538</b>	

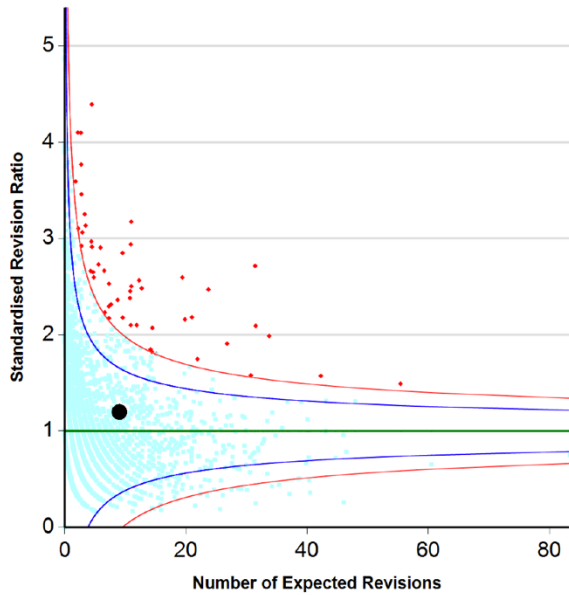
Appendix 2 : SRR Funnel Plots (as Lead Surgeon) - Hips

Standardised Revision Ratio Funnel Plot Representation: This section illustrates your Standardised Revision Ratio in the form of a funnel plot, based on the most recent ten years' of data. This is an alternative method of displaying the values shown within the main report for this indicator, and includes plots for all other surgeons.

Hip all - Last Five years (from 357 linkable primary procedures)



Hip all - Last Ten years (from 574 linkable primary procedures)

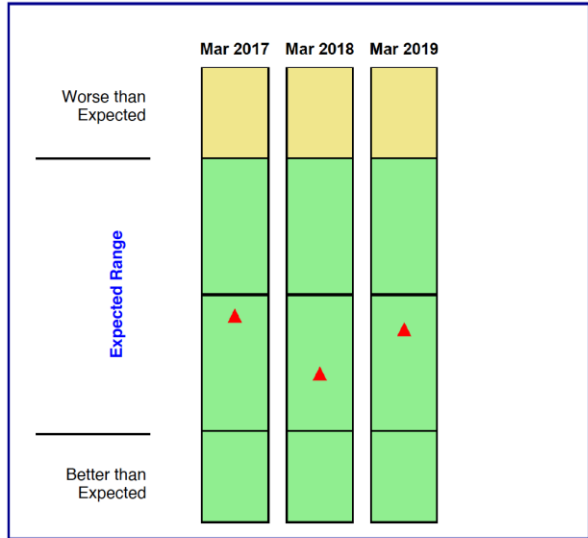
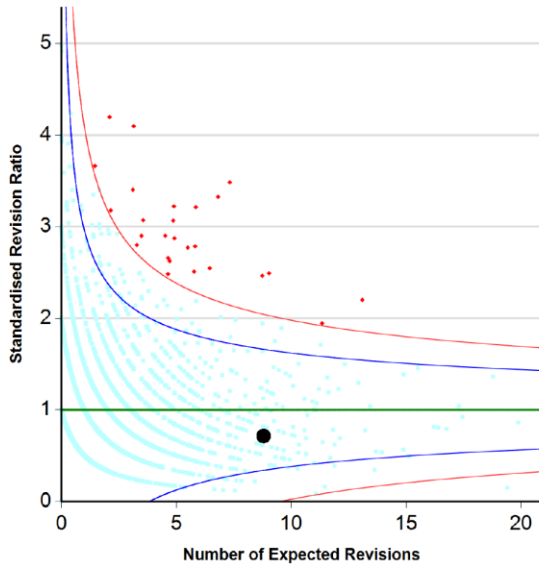


■ Data 
 — Upper 99.8% 
 — Upper 95% 
 — Lower 95% 
 — Lower 99.8% 
 ◆ Outlier 
 ● Mar 2019

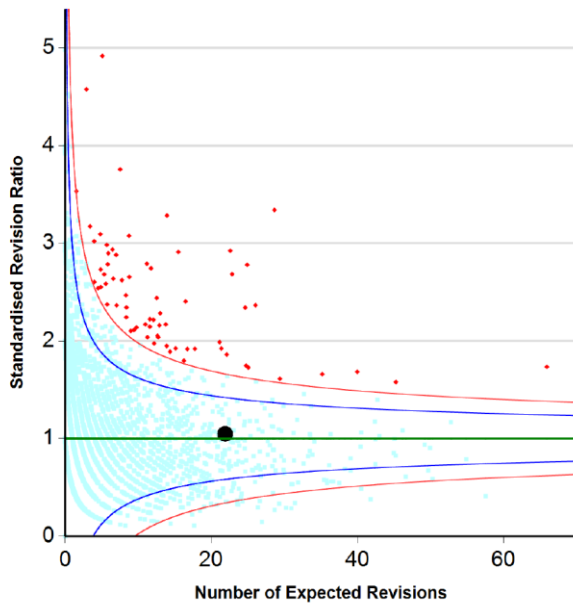
**Appendix 2 : SRR Funnel Plots (as Lead Surgeon) - Knees**

Standardised Revision Ratio Funnel Plot Representation: This section illustrates your Standardised Revision Ratio in the form of a funnel plot, based on the most recent ten years' of data. This is an alternative method of displaying the values shown within the main report for this indicator, and includes plots for all other surgeons.

**Knee all - Last Five years (from 599 linkable primary procedures)**



**Knee all - Last Ten years (from 1020 linkable primary procedures)**

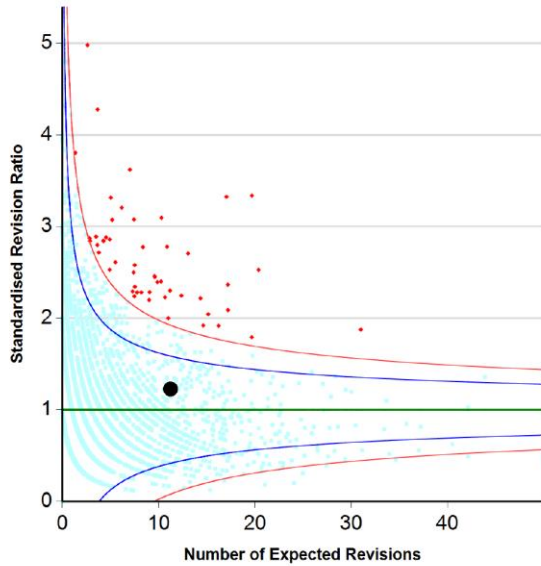


■ Data  
 — Upper 99.8%  
 — Upper 95%  
 — Lower 95%  
 — Lower 99.8%  
 ◆ Outlier  
 ● Mar 2019

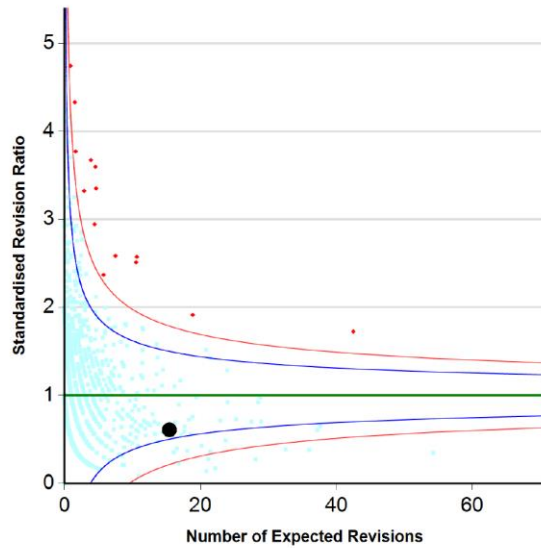
## Appendix 2 : SRR Funnel Plots (as Lead Surgeon) - Knees

Standardised Revision Ratio Funnel Plot Representation: This section illustrates your Standardised Revision Ratio in the form of a funnel plot, based on the most recent ten years' of data. This is an alternative method of displaying the values shown within the main report for this indicator, and includes plots for all other surgeons.

Total Knee replacements (from 678 linkable primary procedures)

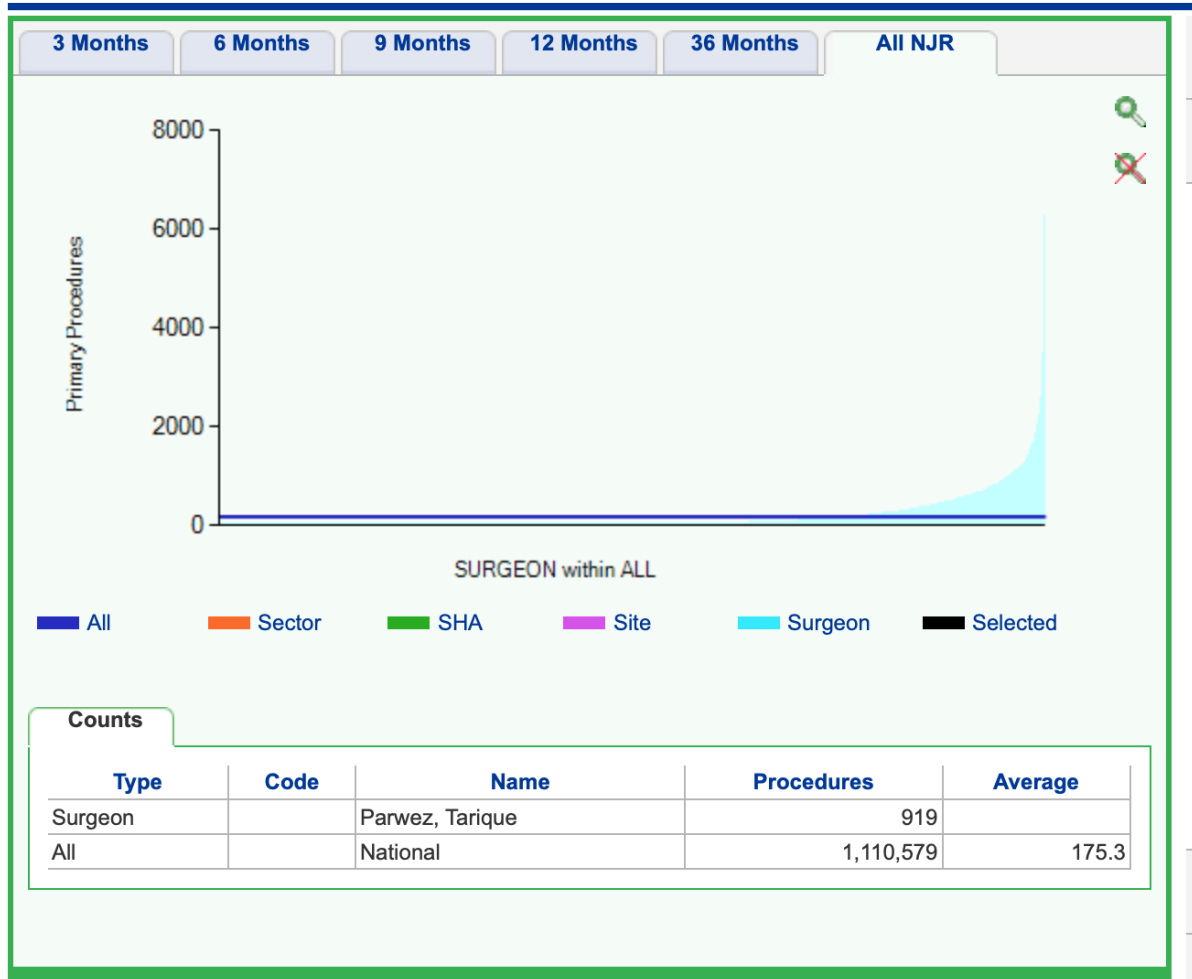


Unicondylar Knee procedures (from 341 linkable primary procedures)



# Parwez, Tarique - Primary Procedures Hips

Period: All NJR; Part: Activity; Applied Filters: Lead Surgeon (Surgeon Type)



Counts				
Type	Code	Name	Procedures	Average
Surgeon		Parwez, Tarique	919	
All		National	1,110,579	175.3