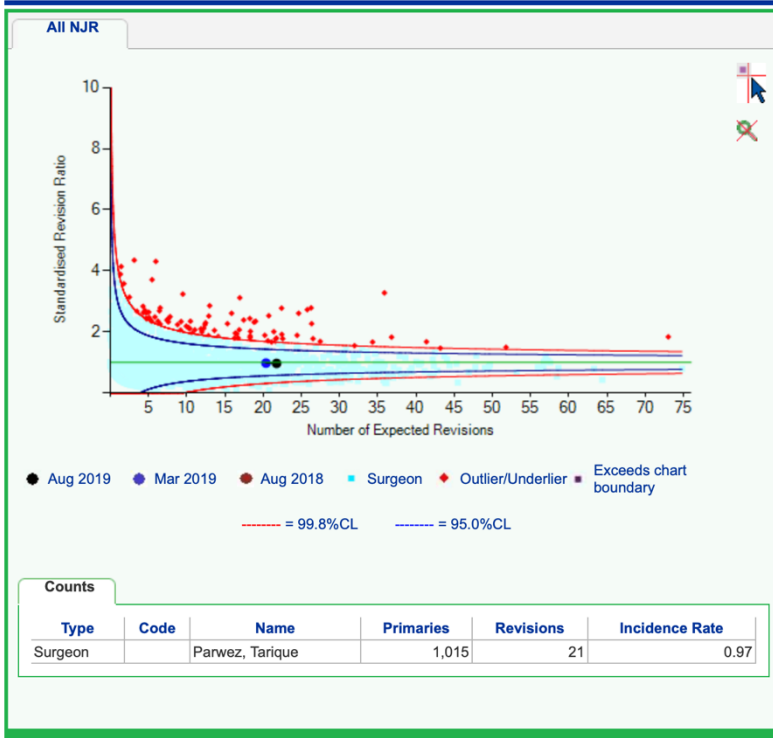


Parwez, Tarique - Standardised Revision Ratio Knees

⏪ Back to Report List 🖨️ 📄 📄

Period: All NJR; Part: Activity; Applied Filters: Consultant in Charge (Status of Surgeon). Knee all - Last ten years (Primary Procedure)



View

Breakdown:

Display Table By:
Select Breakdown... ▾

Graph View Options:

Funnel Plot

Filters On

Definition

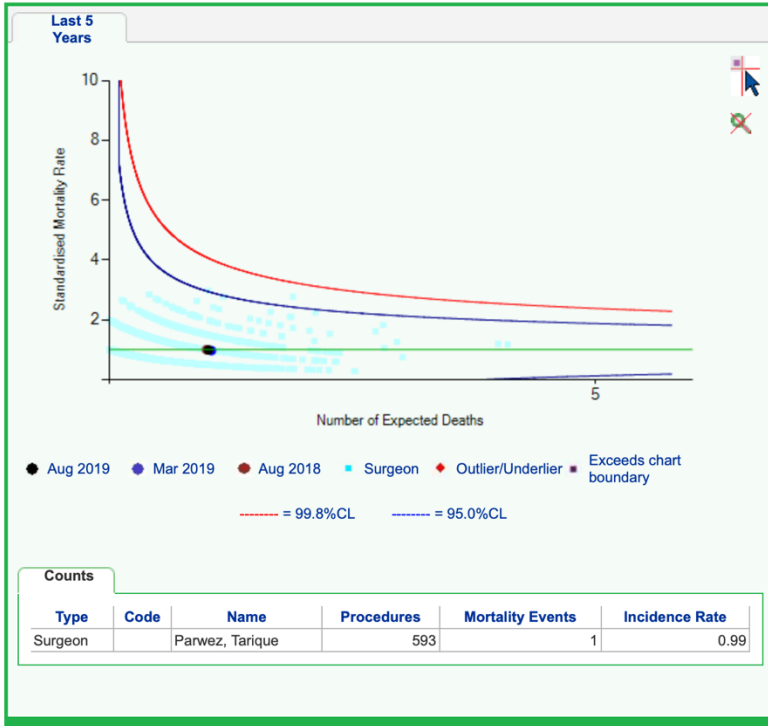
Interpretation

About this Screen



Parwez, Tarique - Standardised Mortality Ratio 5 year Knees
Period: Last 5 Years; Part: Activity

[Back to Report List](#)



Definition

Standardised Mortality Ratio Knee

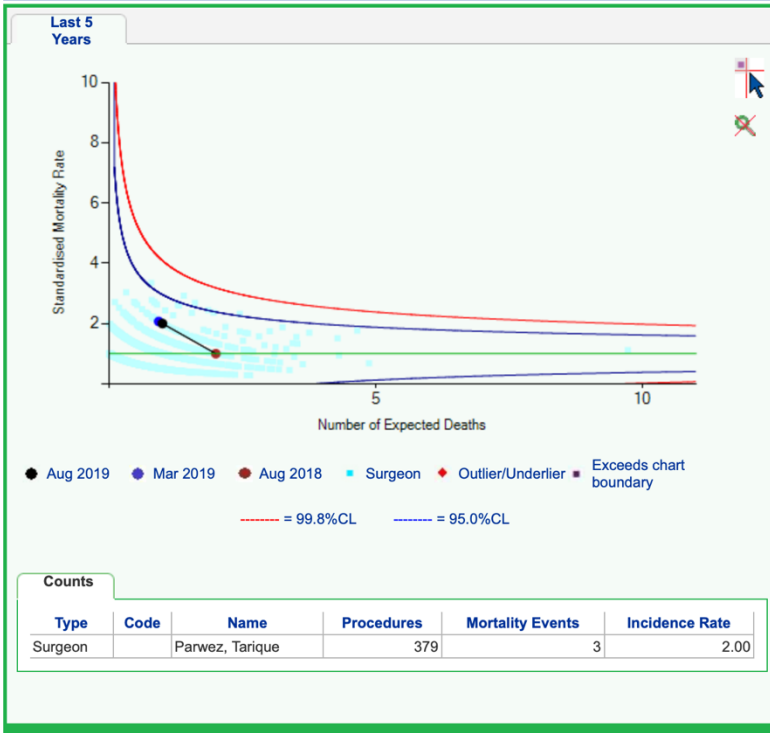
The standardised mortality ratio indicator shows the observed number of mortality events within 90 days following surgery divided by the expected number of mortality events. The indicator is based on the latest five years of data submitted to the NJR.

Interpretation

About this Screen

Parwez, Tarique - Standardised Mortality Ratio 5 year Hips
Period: Last 5 Years; Part: Activity

[Back to Report List](#)



Definition

Standardised Mortality Ratio Hip

The standardised mortality ratio indicator shows the observed number of mortality events within 90 days following surgery divided by the expected number of mortality events. The indicator is based on the latest five years of data submitted to the NJR.

Interpretation

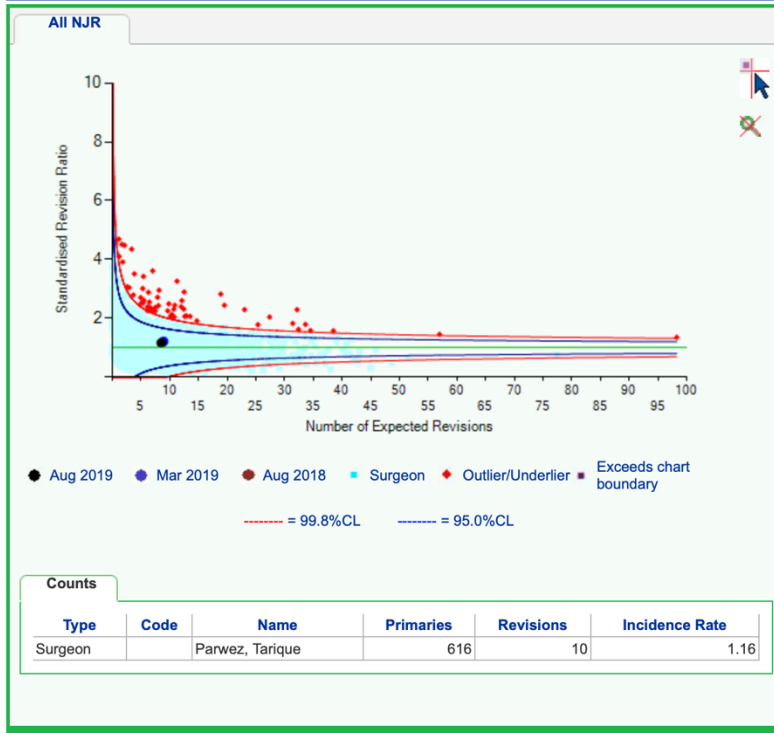
About this Screen



Parwez, Tarique - Standardised Revision Ratio Hips

[Back to Report List](#)

Period: All NJR; Part: Activity; Applied Filters: Consultant in Charge (Status of Surgeon). Hip all - Last ten years (Primary Procedure)



View

Breakdown:

Display Table By:

Graph View Options:

Funnel Plot

Filters On

Definition

Interpretation

About this Screen